

stored energy solutions for a demanding world

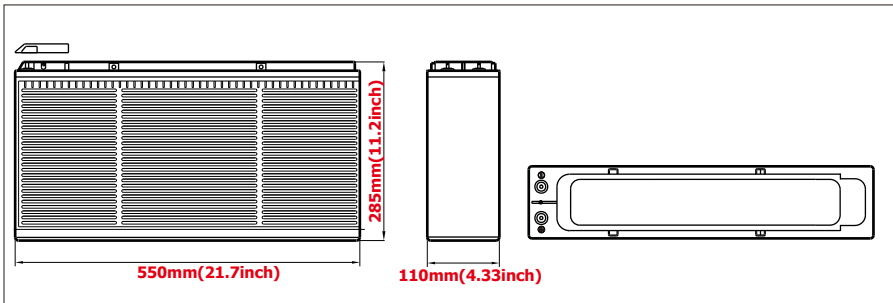
**Narada**

**Model: 6-GFM-155FC**

**MP series**

The products are used as standby power for communication, power, military and broadcast and television system. They possess precise ABS heat seal technology between container and lid and patented post seal structure. The design float life is 12 years at 25°C (77°F).

**Dimensions-mm [inch]**



**Specifications**

<b>Battery Model</b>	<b>6-GFM-155FC</b>
Nominal Voltage	12V
Rated Capacity	155Ah (10hour rate) to 1.80V/cell @25°C(77°F)
Typical Weight	48.0kg
Internal Resistance	Approx 4.00mΩ
Operating Temperature Range	Operation (maximum): -40°C to 50°C(-40°F to 122°F)
	Operation (recommended): 15°C to 25°C(59°F to 77°F)
	Storage: -20°C to 40°C(-4°F to 104°F)
Float Voltage	2.25V/cell@25°C(77°F)
Recommended Maximum Charging Current Limit	39A
Equalize and Cycle Service	2.35V~2.40V/cell@25°C(77°F)
Self Discharge	The residual capacity is above 90% after 90 days storage(25°C/77°F)
Terminal	M8 Female
Terminal Hardware Torque	10 ± 1.0Nm
Container Material	ABS (V0 optional)

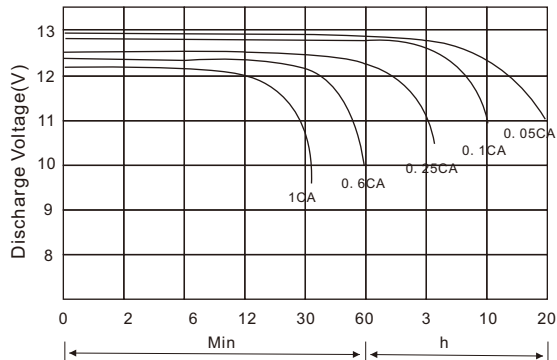
**Constant current discharge ratings-amperes at 25°C**

F.V/Time	5min	10min	15min	30min	1h	3h	5h	10h	20h
1.60V	543	372	271	163	97.2	40.8	27.6	16.4	8.61
1.67V	488	339	264	158	97.0	40.6	27.4	16.2	8.57
1.70V	463	327	254	155	96.7	40.5	27.3	16.1	8.55
1.75V	412	302	240	152	95.7	40.2	27.1	15.8	8.51
1.80V	372	281	229	147	94.5	40.0	26.9	15.5	8.21
1.85V	282	231	198	135	93.5	39.9	26.6	15.2	7.71

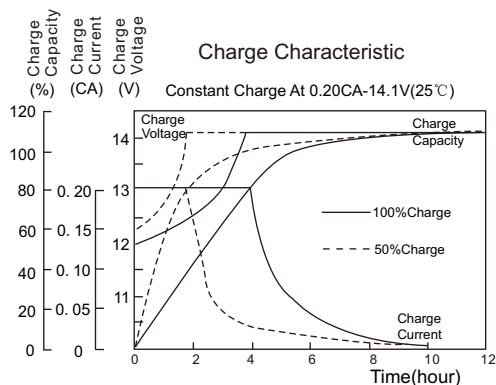
**Constant power discharge ratings-watts at 25°C**

F.V/Time	5min	10min	15min	30min	1h	3h	5h	10h	20h
1.60V	894	617	481	307	191	79.6	54.1	32.9	17.3
1.67V	848	609	476	301	185	79.3	53.7	32.4	17.2
1.70V	792	594	468	293	180	79.1	53.5	32.1	17.1
1.75V	738	555	440	285	179	78.4	53.2	31.6	17.0
1.80V	662	516	414	277	176	77.3	52.3	31.0	16.4
1.85V	530	428	361	254	174	77.0	51.5	30.5	15.4

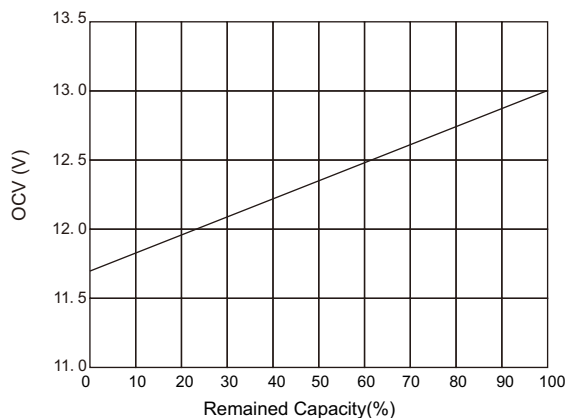
Terminal Voltage(V) Vs. Discharge Time (25°C, 77°F)



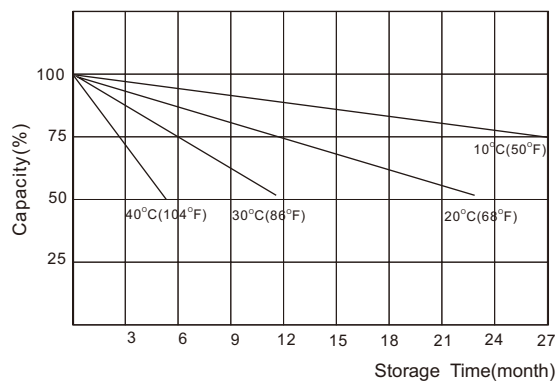
Battery Voltage Vs. Charge Time



Relationship of OCV Vs. State of Charge



Capacity Retention Characteristic



**Charging Procedures**

Application	Charge Voltage (V/Cell)			Max. Charge Current
	Temperature	Set Point	Allowable Range	
Cycle	25°C	2.40	2.35~2.40	0.25C
Standby	25°C	2.25	2.23~2.27	

**Discharge Current VS. Discharge Voltage**

Final Discharge Voltage V/Cell	1.80	1.70	1.55	1.30
Discharge Current (A)	0.2C ≥ (A)	0.2C < (A) < 0.5C	0.5C < (A) < 1.0C	(A) > 1.0C

**NARADA POWER SOURCE CO.,LTD.**  
 9F, Building A, No. 50 Zijinghua Road, Hangzhou, China  
 Tel:+86-571-28827013 Fax:+86-571-28828290  
 Website:www.naradabattery.com E-mail:intl@narada.biz

**NARADA ASIA PACIFIC PTE.LTD.**  
 65 Ubi Crescent #07-05 HOLA centre, Singapore  
 Tel: +65-6848 1191 Fax: +65-6749 3498  
 E-mail: sales@narada.com.sg

**NARADA EUROPE (UK) LIMITED**  
 Spectrum House, Dunstable Road, Redbourn,  
 St. Albans, Herts AL3 7PR  
 Tel: +44 (0)845 371 7095 Fax:+44 (0)845 612 2031  
 E-mail: sales@naradaeurope.com

