

stored energy solutions for a demanding world

Narada

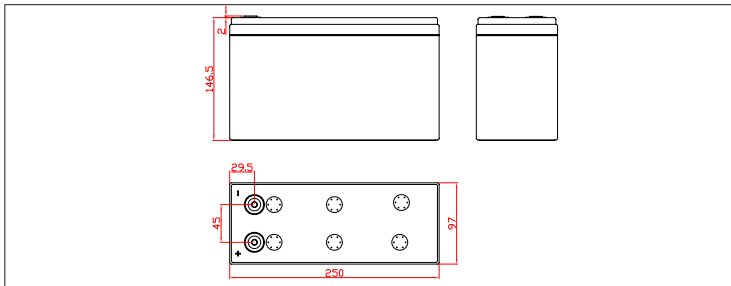
Model: **12NDT26**

Acme-F

The Acme F range of front access VRLA batteries has been specifically designed for applications using 19" and 23" cabinets, especially telecoms. Reliability is assured with the patented post seal and a state-of-the-art AGM design developed to comply with the latest IEC, British and Telcordia standards. A 12+ years design life and centralised venting system add to the suitability and flexibility of this superior range.



Dimensions-mm [inch]



Specifications

Battery Model	12NDT26
Nominal Voltage	12V
Rated Capacity	26Ah (10 hour rate) to 1.80V/cell @25°C(77°F)
Typical Weight	9.3kg
Internal Resistance	Approx 10.3mΩ
Temperature Ranges	Operation (maximum): -40°C to 50°C(-40°F to 122°F)
	Operation (recommended): 15°C to 25°C(59°F to 77°F)
	Storage: -20°C to 40°C(-4°F to 104°F)
Float Voltage	2.25V/cell@25°C(77°F)
Recommended Maximum Charging Current Limit	6.5A
Equalize and Cycle Service	2.35V~2.40V/cell@25°C(77°F)
Self Discharge	The residual capacity is above 90% after 90 days storage(25°C/77°F)
Terminal	M6 Female
Terminal Hardware Torque	8 ± 1.0Nm
Container Material	ABS (V0 optional)

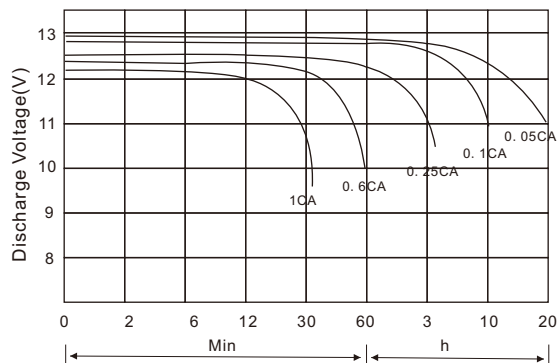
Constant Current Discharge Characteristics Units: Amperes (25°C, 77°F)

End voltage per cell	5MIN	15MIN	30MIN	45MIN	1HR	2HR	3HR	4HR	5HR	6HR	8HR	10HR	12HR	20HR	24HR
1.60V	97.8	52.5	31.8	23.0	18.6	10.7	7.75	6.08	5.14	4.41	3.39	2.68	2.35	1.47	1.23
1.67V	91.5	50.6	31.3	22.9	18.5	10.6	7.59	6.03	5.11	4.37	3.35	2.64	2.35	1.46	1.22
1.70V	91.0	49.8	30.8	22.7	18.4	10.6	7.59	6.03	5.03	4.34	3.31	2.64	2.32	1.46	1.22
1.75V	83.2	48.2	30.5	22.6	18.1	10.3	7.49	5.93	5.00	4.31	3.29	2.63	2.32	1.45	1.22
1.80V	74.9	44.9	29.2	21.6	17.6	10.2	7.44	5.93	4.90	4.22	3.25	2.60	2.30	1.44	1.21
1.83V	71.2	41.2	28.7	20.9	16.9	10.1	7.18	5.64	4.74	4.07	3.21	2.51	2.19	1.44	1.20
1.85V	67.1	39.9	26.7	20.1	16.4	9.7	6.97	5.56	4.62	3.98	3.11	2.49	2.16	1.40	1.19

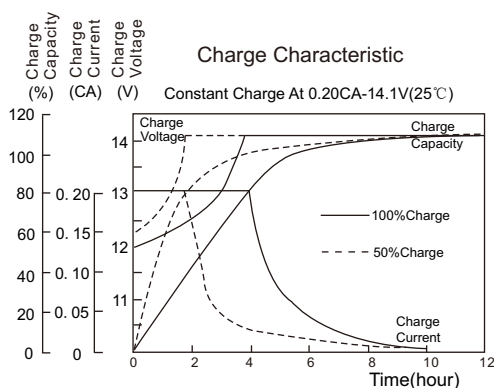
Discharge Data with Constant Power Units: Watts per cell (25°C, 77°F)

End voltage per cell	5MIN	15MIN	30MIN	45MIN	1HR	2HR	3HR	4HR	5HR	6HR	8HR	10HR	12HR	20HR	24HR
1.60V	163.3	92.0	57.7	43.3	35.0	20.2	14.7	11.7	9.83	8.48	6.55	5.41	4.54	2.91	2.44
1.67V	157.0	90.5	57.2	43.0	34.8	20.1	14.6	11.6	9.83	8.42	6.55	5.36	4.54	2.90	2.44
1.70V	156.5	89.4	57.2	43.0	34.7	20.0	14.6	11.6	9.72	8.37	6.50	5.30	4.50	2.90	2.43
1.75V	145.6	88.9	56.7	42.8	34.2	19.9	14.4	11.6	9.72	8.37	6.45	5.30	4.50	2.89	2.43
1.80V	133.6	84.2	55.6	41.8	34.2	19.9	14.4	11.5	9.52	8.27	6.40	5.30	4.49	2.89	2.43
1.83V	127.9	77.0	54.6	40.6	32.8	19.6	14.0	11.1	9.31	8.01	6.34	5.15	4.35	2.88	2.41
1.85V	119.6	74.9	50.9	38.9	31.7	19.0	13.6	11.0	9.10	7.85	6.14	5.11	4.31	2.83	2.39

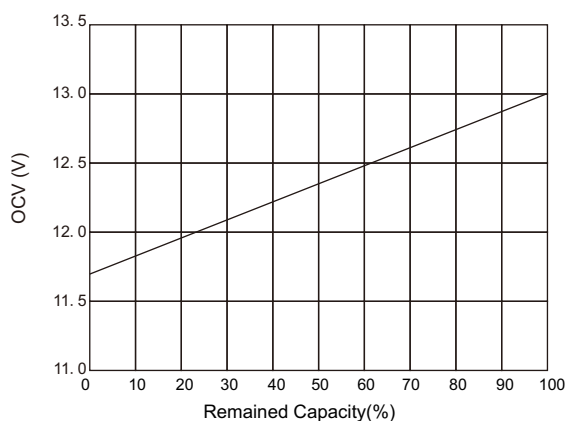
Terminal Voltage(V) Vs. Discharge Time (25°C, 77°F)



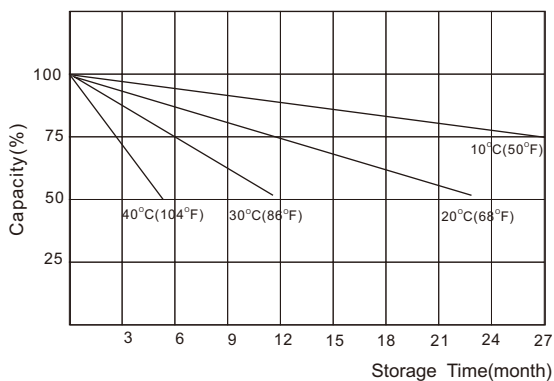
Battery Voltage Vs. Charge Time



Relationship of OCV Vs. State of Charge



Capacity Retention Characteristic



Charging Procedures

Application	Charge Voltage (V/Cell)			Max. Charge Current
	Temperature	Set Point	Allowable Range	
Cycle	25°C	2.40	2.35~2.40	0.25C
Standby	25°C	2.25	2.23~2.27	

Discharge Current VS. Discharge Voltage

Final Discharge Voltage V/Cell	1.80	1.70	1.55	1.30
Discharge Current (A)	0.2C ≥ (A)	0.2C < (A) < 0.5C	0.5C < (A) < 1.0C	(A) > 1.0C

NARADA POWER SOURCE CO.,LTD.
 9F, Building A, No. 50 Zijinghua Road, Hangzhou, China
 Tel:+86-571-28827013 Fax:+86-571-28828290
 Website:www.naradabattery.com E-mail:intl@narada.biz

NARADA ASIA PACIFIC PTE.LTD.
 65 Ubi Crescent #07-05 HOLA centre, Singapore
 Tel: +65-6848 1191 Fax: +65-6749 3498
 E-mail: sales@narada.com.sg

NARADA EUROPE (UK) LIMITED
 Spectrum House, Dunstable Road, Redbourn,
 St. Albans, Herts AL3 7PR
 Tel: +44 (0)845 371 7095 Fax:+44 (0)845 612 2031
 E-mail: sales@naradaeurope.com

